SPHERO™ Magnetic Blue Particle Array Kit

- Used in bead based flow cytometric platform multiplex analysis development
- Consists of six bead populations internally dyed with varying intensities of SPHERO™ Blue Dye
- Fluorescent in the PE-Cy5 or APC channels of the flow cytometer; all 6 populations resolved
- Minimal fluorescence in the FITC and PE channels of the flow cytometer
- Provides a carboxyl (COOH) surface, permitting the easy conjugation of analytes or analyte-specific antibodies

Particle Type and Surface	Size, µm	Conc.	Catalog No.	Unit
Carboxyl Magnetic Blue Particle Array Kit, 6 peaks	4.0-4.9	1×10^7	CMPAK-4068-6K	6x1 mL
Carboxyl Magnetic Blue Particle Array Kit, 6 peaks	4.9-5.9	1×10^7	CMPAK-5068-6K	6x1 mL
Goat anti-Mouse IgG (Fc) Magnetic Blue PAK, 6 peaks	4.0-4.9	1×10^7	MMFcPAK-4068-6K	6x1 mL

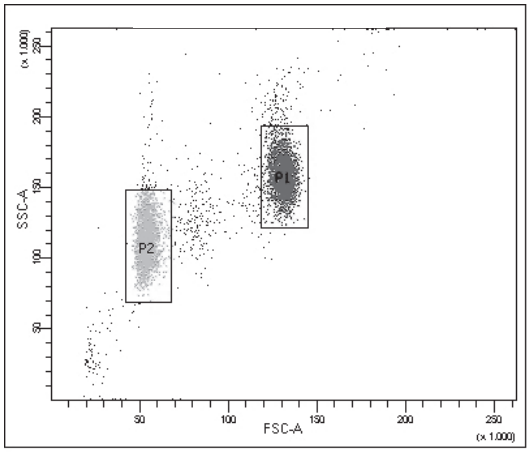

CMPAK-4068-6K & CMPAK-5068-6K FSC vs SSC Dot Plot from a BD Bioscience Fortessa X-20

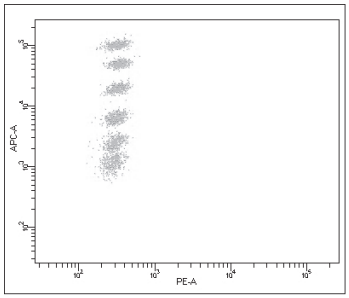

CMPAK-4068-6K PE vs APC Dot Plot

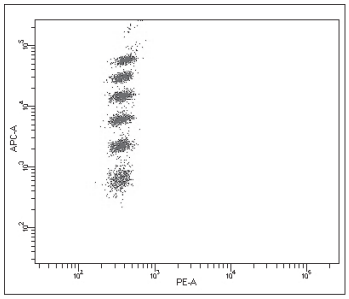

CMPAK-5068-6K PE vs APC Dot Plot
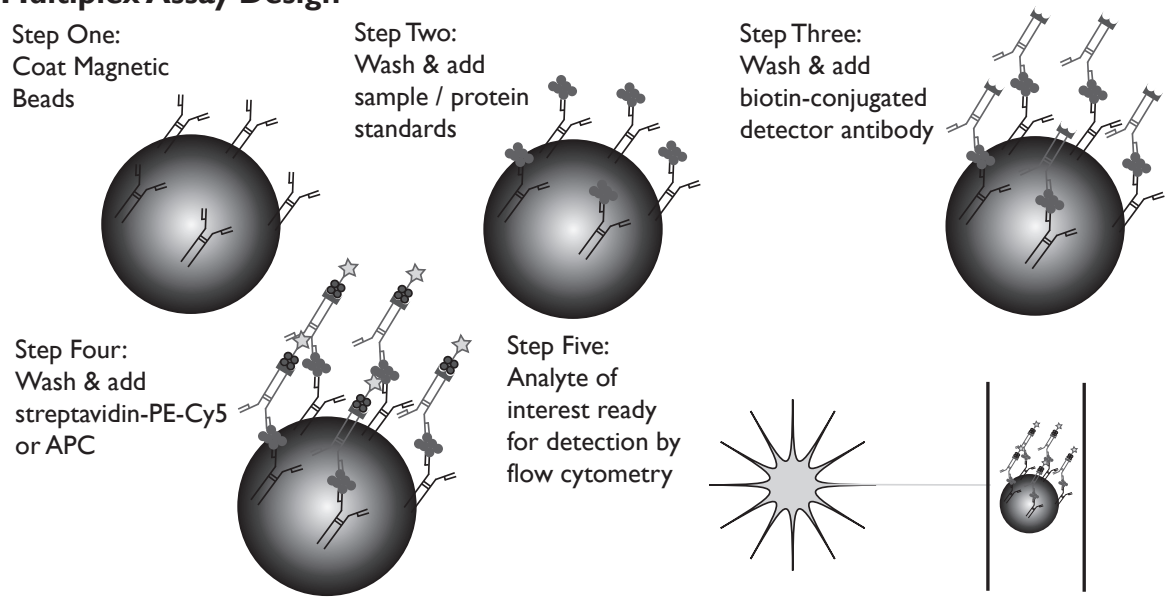
Multiplex Assay Design